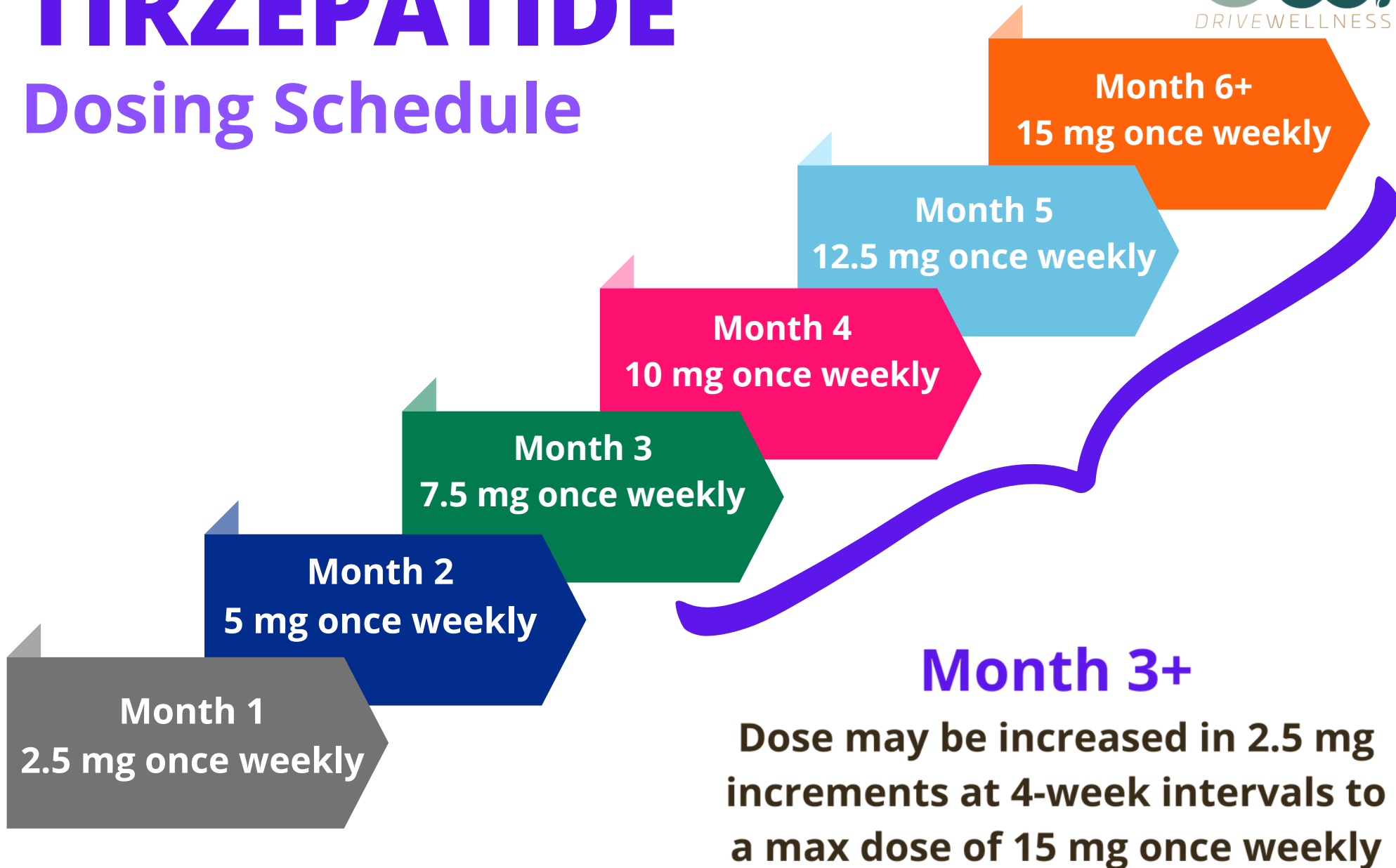


# TIRZEPATIDE

## Dosing Schedule



# TIRZEPATIDE

## Patient Education



### HOW DOES IT WORK?

Tirzepatide is a unique medication that mimics two hormones naturally found in the body: GLP-1 and GIP.

After eating, these hormones stimulate the release of insulin, which is responsible for reducing blood sugar.

Tirzepatide also reduces the time for the stomach to empty its contents, suppressing appetite.

### WHAT IF I MISS A DOSE?

If four or less days have passed since the missed dose, take the missed dose as soon as you think about it, then resume your normal dosing schedule.

If four or more days have passed since the missed dose, skip the missed dose, then resume your normal dosing schedule.

### WHO SHOULD NOT TAKE THIS MEDICATION?

If you have any of the following conditions, please talk to your doctor prior to starting tirzepatide:

- Personal or family history of medullary thyroid carcinoma (MTC)
- History of multiple endocrine neoplasia syndrome type 2 (MEN2)

### WHAT ARE THE SIDE EFFECTS?

Common side effects include:

- Abdominal pain
- Constipation
- Decreased appetite
- Diarrhea
- Nausea
- Vomiting

If you experience a rash, unusual swelling, wheezing, or severe abdominal pain, seek immediate medical attention.

### HOW DO I TAKE TIRZEPATIDE?

This medication is injected into a fatty part of the skin, such as the stomach, thigh, or back of the arm. Injection sites should be rotated weekly.

Tirzepatide can be taken at any time of the day, with or without meals.

### HOW SHOULD TIRZEPATIDE BE STORED?

Tirzepatide should be stored under refrigeration. Do not freeze.

Protect this medication from heat and light.

# HOW TO ADMINISTER TIRZEPATIDE

**Thoroughly wash your hands**

**Choose an injection site**


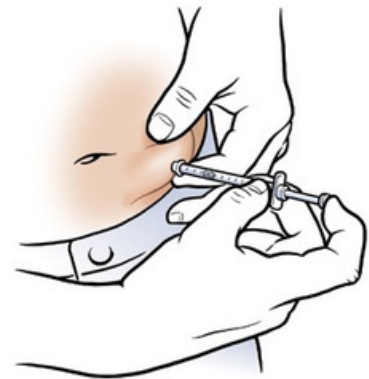
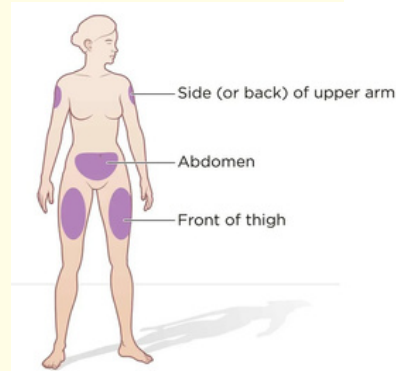
- Sides/back of arms, abdomen, or the front of your thighs.
- Make sure to clean and inspect your injection site

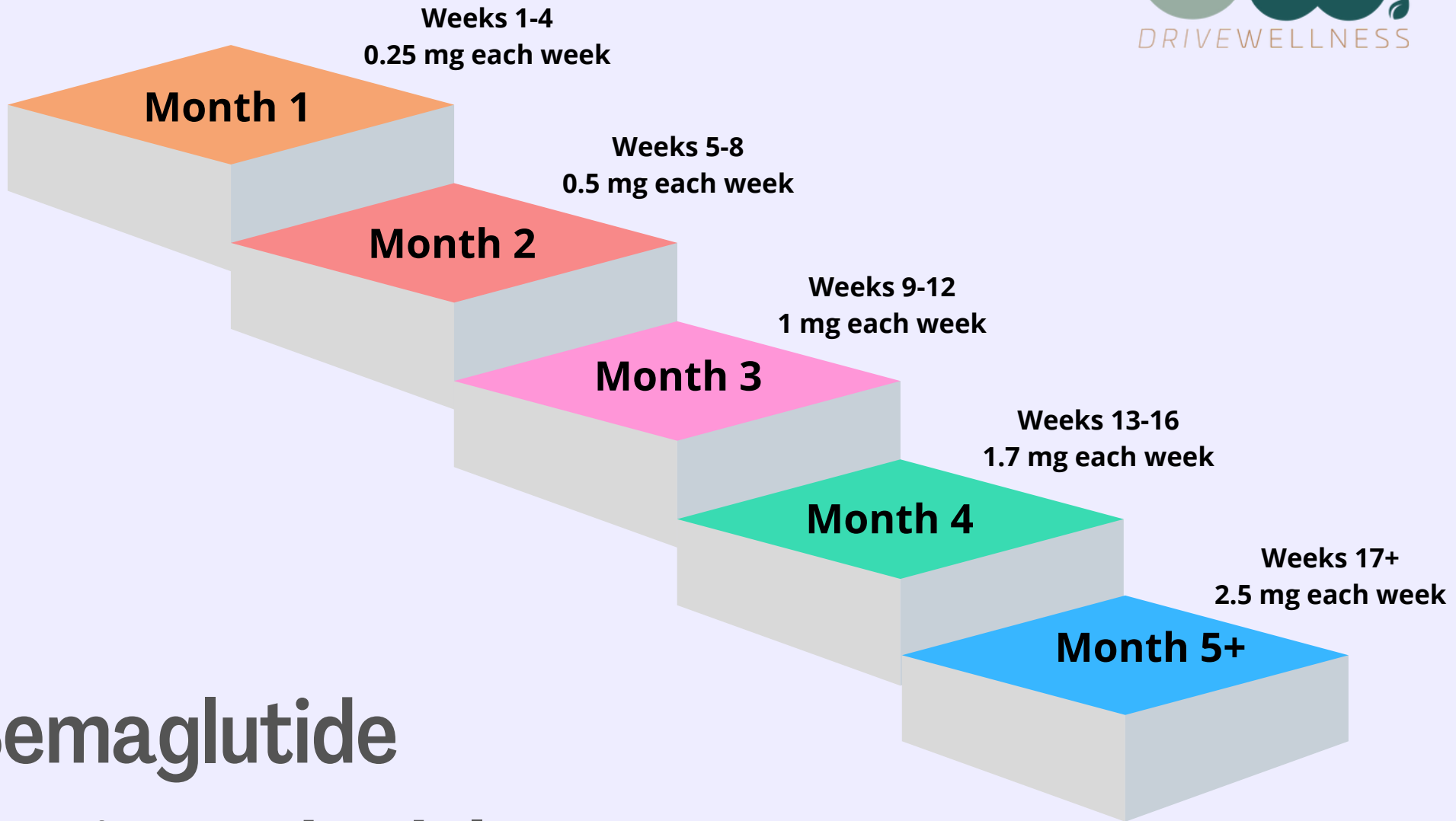
**Inject the medication**

Take a big pinch of skin between your thumb and index finger and hold it. Inject the needle into the pinched skin at a 90-degree angle. Make sure to do this quickly, but without any great force. Then withdraw needle and apply pressure to injection site.

**Carefully dispose of needle**

Dispose needle in an FDA-cleared sharps disposal container right away after use. If you do not have an FDA-cleared sharps disposal container, you may use a household container that is made of a heavy-duty plastic.





# Semaglutide Dosing Schedule

# PATIENT EDUCATION SEMAGLUTIDE



## HOW DOES IT WORK?

Semaglutide mimics a natural protein found in your body called "GLP-1". This protein signals to your body that it needs to produce insulin.

Insulin helps your body take in glucose after you eat a meal, which lowers your blood glucose levels; it can even help with weight loss.



## WHAT ARE THE SIDE EFFECTS?

Some common side effects seen in patients: abdominal pain, constipation, diarrhea, nausea, and vomiting.

Most of these side effects can be avoided. Reach out to your doctor or pharmacist for advice.

Contact your doctor immediately if you experience any of the following symptoms: unusual swelling, wheezing, or severe abdominal pain.



## WHO SHOULD NOT TAKE THIS MEDICATION

Talk with your doctor about your options if you have the following conditions:

- family history of medullary thyroid carcinoma (MTC)
- multiple endocrine neoplasia syndrome type 2 (MEN2)


## HOW DO I TAKE THIS MEDICATION?

You need to inject the medication into a fatty part of your skin: thigh, belly, or upper arm. Rotate the site every week to avoid scarring.

You can take this with or without food. Take it the same day each week.

Contact your pharmacist for any additional questions.

## WHAT IF I MISS MY DOSE?



Take a missed dose as soon as you think about it. Then, go back to your normal schedule.

If your next scheduled dose is less than 48 hours (2 days), then skip the missed dose. Do NOT take 2 doses within 2 days of each other



## HOW SHOULD I STORE THIS MEDICATION?

Store unused syringes in refrigerator. Do not freeze the medication. After opening, the medication can be stored in the fridge or room temperature.

Protect medication from heat and light.

# HOW TO ADMINISTER SEMAGLUTIDE

**Thoroughly wash your hands**

**Choose an injection site**

- Sides/back of arms, abdomen, or the front of your thighs.
- Make sure to clean and inspect your injection site

**Inject the medication**

Take a big pinch of skin between your thumb and index finger and hold it. Inject the needle into the pinched skin at a 90-degree angle. Make sure to do this quickly, but without any great force. Then withdraw needle and apply pressure to injection site.

**Carefully dispose of needle**

Dispose needle in an FDA-cleared sharps disposal container right away after use. If you do not have an FDA-cleared sharps disposal container, you may use a household container that is made of a heavy-duty plastic.

